

# CommandIQ

Get started with the App



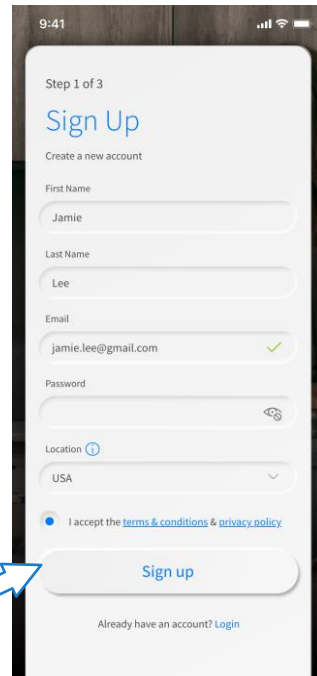
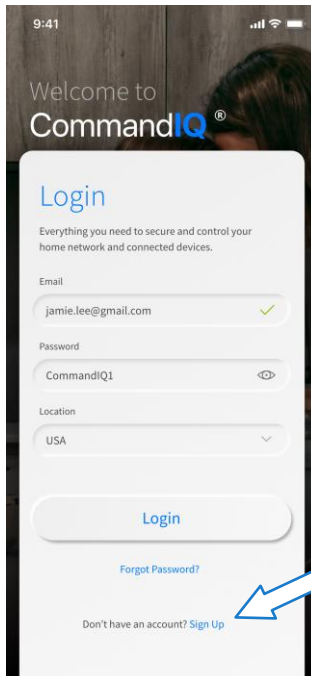
The app allows you to easily manage your home or small business Wi-Fi network within minutes. Download the app and take control of your Wi-Fi network today!

**1** Download the app. You can search either the Apple App Store or Google Play Store for: 'CommandIQ®', then install it on your mobile device.



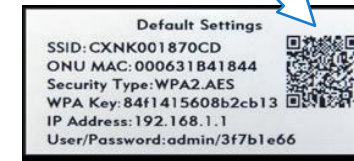
**2** Tap "Sign Up" towards the bottom of the screen.

**3** Enter your personal information. The password you enter here will be used to access the app.

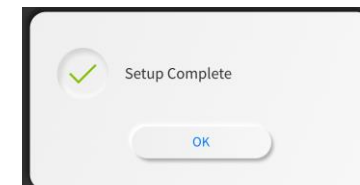
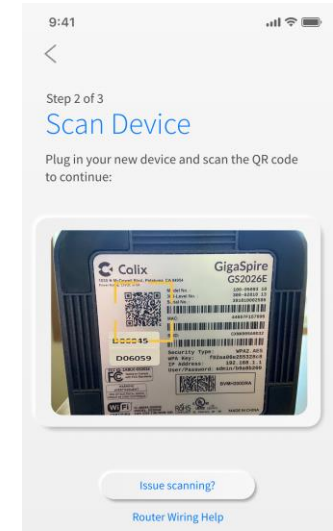
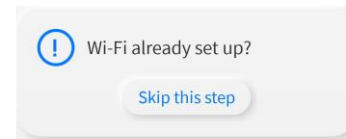


**4** Select "I accept..." and tap "Sign up" to continue.

**5** Scan the QR code using the app. (You may be asked to allow access your camera.) Point your camera at the QR Code found on the bottom of your GigaSpire router (example shown below). Select OK.



**6** Tap the "Skip this step" button since your default Wi-Fi is already set up.



Tap "OK" and you're done!

Need help? Contact us!

207-563-5018 (Tidewater) • 207-763-5018 (Lincolnton Telephone) • 207-785-5018 (LCI) • Email: support@tidewater.net